

**Vanguard**<sup>®</sup>

# Notice

1 August 2017

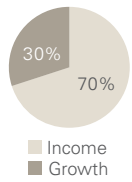
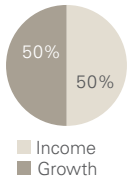
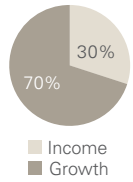
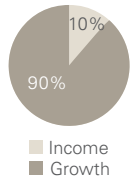
## Vanguard LifeStrategy Diversified Funds Revised strategic asset allocation implementation

### **Changed strategic asset allocation—July 2017**

As previously advised, our global team of investment experts analysed our diversified fund portfolios and determined asset allocation changes aimed at reducing concentration risk while managing currency exposure. The following changes were implemented over July:

- We **reduced the allocation to Australian shares in favour of international shares** to reduce risk resulting from the high concentration of banks and mining companies in the Australian sharemarket.
- We **removed the allocation to listed property securities** to reduce home bias and concentration risk to property, leaving investors with exposure to listed property through Australian and international shares.
- We **reduced the allocation to Australian fixed interest in favour of international fixed income** to improve diversification and reduce costs.
- We **introduced currency hedging, comprising 30% of the allocation to international shares** to manage the additional currency risk resulting from the reduction in equity home bias.
- We **increased the allocation to international small companies and emerging markets** to maintain their relative market capitalisation weights for an international shares portfolio.
- We **increased diversification for international fixed interest** by including the Vanguard Global Aggregate Bond Index Fund (hedged).

**The changes to the four Vanguard Life Strategy Diversified Funds options from 27 July are:**

	Conservative	Balanced	Growth	High Growth
				
	Asset Allocation (%)	Asset Allocation (%)	Asset Allocation (%)	Asset Allocation (%)
Asset Class	New	New	New	New
Vanguard Cash Plus Fund	10.00	0.00	0.00	0.00
Vanguard Australian Fixed Interest Index Fund	18.00	15.00	9.00	3.00
Vanguard Global Aggregate Bond Index Fund (Hedged)	42.00	35.00	21.00	7.00
<b>Total Income</b>	<b>70.00</b>	<b>50.00</b>	<b>30.00</b>	<b>10.00</b>
Vanguard Australian Shares Index Fund	12.00	20.00	28.00	36.00
Vanguard International Shares Index Fund	8.50	14.50	20.50	26.50
Vanguard International Shares Index Fund (Hedged)	5.50	9.00	12.50	16.00
Vanguard International Small Companies Index Fund	2.00	3.50	5.00	6.50
Vanguard Emerging Markets Shares Index Fund	2.00	3.00	4.00	5.00
<b>Total Growth</b>	<b>30.00</b>	<b>50.00</b>	<b>70.00</b>	<b>90.00</b>

**If you have any questions, please contact Vanguard Client Services on 1300 655 101 (8:00 am to 6:00 pm Melbourne time, Monday to Friday).**

**Connect with Vanguard™** > [vanguard.com.au](http://vanguard.com.au) > 1300 655 101



IMPORTANT: The projections and other information generated by the VCMM regarding the likelihood of various investment outcomes are hypothetical in nature, do not reflect actual investment results, and are not guarantees of future results. Distribution of return outcomes from VCMM are derived from 10,000 simulations for each modelled asset class. Simulations as of April 2017. Results from the model may vary with each use and over time.  
Vanguard Investments Australia Ltd (ABN 72 072 881 086 / AFS Licence 227263) is the product issuer. We have not taken your circumstances into account when preparing the above information so it may not be applicable to your circumstances. You should consider your circumstances and our Product Disclosure Statement (PDS) before making any investment decision. You can access our PDS on our website or by calling us. This information was prepared in good faith and we accept no liability for any errors or omissions. Unless otherwise stated, all currencies shown in this document are in Australian dollars. © 2017 Vanguard Investments Australia, All rights reserved  
NOTRETDIVCHGS\_082017